

# RATE APPLICATION MANUAL

---

Kansas City  
Board of Public Utilities





---

KCBPU BASE RATES APPROVED BY THE BPU BOARD February 1, 2017  
UG/WYCO RATES APPROVED BY THE UG BOARD of COMMISSIONERS September 15, 2022  
EFFECTIVE January 1, 2023

<b>RATE APPLICATION MANUAL</b>		
<b>TABLE OF CONTENTS</b>	<b>BOARD OF PUBLIC UTILITIES KANSAS CITY, KANSAS</b>	<b>PAGE 1 OF 1</b>

<b><u>SECTION I - INTRODUCTION AND DEFINITIONS</u></b>	<b><u>PAGE</u></b>
INTRODUCTION.....	1
DEFINITIONS.....	2
<b><u>SECTION II - ELECTRIC RATES</u></b>	
GENERAL PURPOSE RESIDENTIAL RATE.....	7
RESIDENTIAL ELECTRIC HEATING RATE.....	8
SMALL GENERAL SERVICE RATE.....	10
SMALL GENERAL SERVICE ELECTRIC HEATING RATE.....	13
MEDIUM GENERAL SERVICE RATE.....	16
MEDIUM GENERAL SERVICE ELECTRIC HEATING RATE.....	18
LARGE GENERAL SERVICE RATE.....	21
LARGE GENERAL SERVICE ELECTRIC HEATING RATE.....	23
LARGE POWER SERVICE RATE.....	26
LARGE POWER SERVICE ELECTRIC HEATING RATE.....	29
LARGE POWER HIGH LOAD FACTOR RATE.....	32
PRIVATE AREA LIGHTING & TRAFFIC SIGNAL RATE.....	34
OUTDOOR EVENT LIGHTING RATE.....	36
ENERGY RATE COMPONENT RIDER - E1.....	38
ELECTRIC PAYMENT TO CITY IN-LIEU-OF TAX RIDER - E2.....	41
REACTIVE ADJUSTMENT RIDER - E7.....	42
ELECTRIC RATE STABILIZATION RIDER - E16.....	43
ENVIRONMENTAL SURCHARGE RIDER - E17.....	45
<b><u>SECTION III - WATER RATES</u></b>	
INSIDE CITY CUSTOMER RATES.....	48
OUTSIDE CITY CUSTOMER RATES.....	48
PRIVATE FIRE PROTECTION RATES.....	49
WHOLESALE RATES.....	50
WATER PAYMENT TO CITY IN-LIEU-OF TAX RIDER - W2.....	51
<b><u>SECTION IV - UNIFIED GOVERNMENT RATES/ORDINANCES</u></b>	
SOLID WASTE FEE (TRASH).....	52
STORM WATER FEE (SWM).....	52
PAYMENT-IN-LIEU-OF-TAXES (PILOT).....	52
WATER POLLUTION ABATEMENT RATES.....	52





<b>RATE APPLICATION MANUAL</b>		
<b>INTRODUCTION</b>	<b>BOARD OF PUBLIC UTILITIES KANSAS CITY, KANSAS</b>	<b>PAGE 1 OF 1</b>

This manual has been prepared to assist in the application of rates of the Board of Public Utilities (BPU) of Kansas City, Kansas and in the billing of rates of the Unified Government of Wyandotte County/Kansas City, Kansas (the Unified Government). It is divided into six sections, with Section I being an introduction and a glossary containing definitions of terms used in Section II and III of this manual.

Sections II and III include all the electric and water rate schedules for the BPU under which customers may be served. Sections IV, V and VI include rate schedules for water pollution, residential trash service and storm water fees of the Unified Government. These rates are set by the Unified Government, and these services are provided by the Unified Government and are billed by the BPU. The inclusion of the rates set forth in Section IV, V and VI of the rate manual are for billing reference purposes only.

In the event that a customer qualifies for service under more than one BPU rate schedule, the customer should be placed on the rate which is most favorable to the customer. However, this does not mean that the customer should be switched from one schedule to another during different periods of the year. While the rates contained herein are based upon monthly use, they have been determined on an annual basis, which means that once a rate schedule is selected it should remain in effect for that customer for at least one year.

<b>RATE APPLICATION MANUAL</b>		
<b>DEFINITIONS</b>	<b>BOARD OF PUBLIC UTILITIES KANSAS CITY, KANSAS</b>	<b>PAGE 1 OF 5</b>

The following is a list of definitions of terms used in this manual. It is provided for the purpose of assisting the users in proper use and application of the rates. These definitions and terms are those commonly used in the utility industry. Should you have any questions or need further clarification, please contact the Customer Service Department.

**BASE MONTHLY CHARGES:** Base Monthly Charges are defined as the amount determined from the application of the rate schedule before adding (or subtracting) any amount from the application of any Rider or the addition of any tax.

**BILLING CYCLE:** The regular periodic interval used for reading a customer's meter for billing purposes. The normal billing cycle is between 24 and 36 days.

**COMMERCIAL USE:** Commercial use is defined as non-residential consumption which is not primarily and directly used in the creation of a product, delivery of a service, or used in one of the primary industries.

**CONTRACT DEMAND:** A customer's contract demand is the amount of power which a customer agrees to pay to have available at all times. Because this refers to power, which must be made available, as opposed to energy, which can actually be consumed, contract demand is measured in kilowatts, not kilowatt-hours.

**CUBIC FOOT (CU. FT.):** A cubic foot is a volumetric measurement of use in the water industry and contains approximately 7.48 gallons. One hundred (100) cubic feet (CCF) is therefore approximately 748 gallons.

**CUSTOMER:** An individual, firm or organization that purchases service at one location through a single meter under one rate classification, contract or schedule. If service is supplied at more than one location or under more than one rate schedule, each location, meter or rate schedule shall receive a separate Customer Access Charge for billing purposes.

**CUSTOMER ACCESS CHARGE:** A Customer Access Charge is one of the Base Monthly Charges in a rate schedule. This charge normally provides for recovery of costs incurred in providing service to customers and is not related to how much energy a customer uses. The Customer Access Charge represents a portion of the cost of system access and customer service including the cost of meter reading, bill calculation, postage and the expenses associated with the basic plant investment at each service location, such as meters, transformers, service lines, etc.

**DEMAND:** The greatest average customer load on the Utility's electric system measured in a 30-minute period during the Billing Cycle, expressed in terms of kilowatts.

<b>RATE APPLICATION MANUAL</b>		
<b>DEFINITIONS</b>	<b>BOARD OF PUBLIC UTILITIES KANSAS CITY, KANSAS</b>	<b>PAGE 2 OF 5</b>

**DEMAND CHARGE:** A Demand Charge is a rate applied to a customer's billing demand expressed in Kilowatts (kW). Such a charge is commonly used for General Service and Large Power Service customers.

**DISTRIBUTION:** The locally-owned power system used to deliver electric energy to Utility's native load customers. Distribution facilities are lower-voltage when compared to transmission high voltage facilities.

**ELECTRIC HEATING:** Exclusively using electric heating as the sole means of comfort heating. This includes permanently installed and in regular use of an electric heat pump providing year-round heating and cooling comfort space conditioning, or electric resistance comfort heating equipment.

**ENERGY CHARGE:** An Energy Charge is a rate applied to the amount of energy used by a customer, expressed in Kilowatt-hours (kWh).

**ENERGY RATE COMPONENT:** The Energy Rate Component (ERC) is a rider applied to the amount of energy used by a customer to recover the Utility's fuel and all purchased power costs and other ancillary costs incurred to provide energy to customers.

**ENVIRONMENTAL SURCHARGE:** The Environmental Surcharge (ESC) is a rider to provide for the annual recovery of the Utility's capital investment in projects that are required to meet Federal, State or Local environmental regulations.

**FACILITIES CHARGE:** A monthly charge used to recover capital costs and related expenses associated with distributing electricity from the Utility's substation to the customer's service conductor (or for primary service to the customer's transformer.) The Facilities Charge is based on the customer's Demand.

**FACILITIES DEMAND:** The Facilities Demand shall be equal to the highest metered demand occurring in the current month or the preceding eleven (11) months. In no event shall the Facilities Demand be less than the customer's contract demand.

**FULL REQUIREMENTS CUSTOMER:** A customer without other generating resources behind the meter with BPU as the sole source of long-term firm power.

<b>RATE APPLICATION MANUAL</b>		
<b>DEFINITIONS</b>	<b>BOARD OF PUBLIC UTILITIES KANSAS CITY, KANSAS</b>	<b>PAGE 3 OF 5</b>

**HOLIDAYS:** The following days:

- |                            |                          |
|----------------------------|--------------------------|
| 1 New Year's Day           | 6 Labor Day              |
| 2 Martin Luther King's Day | 7 Thanksgiving Day       |
| 3 President's Day          | 8 Day After Thanksgiving |
| 4 Memorial Day             | 9 Christmas Day          |
| 5 Independence Day         |                          |

If the holiday falls on a Saturday, the previous Friday is off-peak. If the holiday falls on a Sunday, the following Monday is off-peak. Provided, however, that if the applicable holiday, if any, is celebrated on a day other than the previous Friday or following Monday, as applicable, then the off-peak savings day will be the day that the applicable holiday is celebrated.

**INDUSTRIAL USE:** Industrial use is defined as non-residential use wherein the primary use of the commodity is in the fabrication of a product or use in a primary industry.

**KANSAS WATER PLAN FEE:** A state fee, required of all water customers in Kansas. State law requires all water utilities to collect a consumption-based fee from customers and remit it to the State of Kansas for the Kansas Water Plan. The state uses this money to manage statewide water issues like sustainable sources, flood management, water quality, and wetland protection.

**KILOWATT (kW):** A Kilowatt is 1000 watts (Kilo = 1000, and a watt is a measurement of electrical power).

**KILOWATT-HOUR (kWh):** A kilowatt-hour is 1000 watt-hours and is a measure of energy. It is the time rate use of power. As an example: A 100 watt light bulb used for 10 hours would be 1000 watt-hours or 1 kWh.

**LOAD:** The amount of electric power required at any specified point or points on the electric system. Load originates primarily at the power consuming equipment of the customers.

**LOAD FACTOR:** A measurement showing how efficiently capacity is being utilized within a system. The higher the load factor, the better the efficiency. Load factor is the ratio of the average load in kilowatts supplied during a designated period to the peak load in kilowatts occurring in that period. Load factor, expressed as a percentage, is calculated by multiplying the kilowatt-hours in the period by 100 and dividing by the product of the maximum demand in kilowatts and the number of hours in the period.

**MILL:** A Mill is one thousandth of a dollar (\$0.001). It has value in expressing small numbers in that it reduces the need to use zeroes.



<b>RATE APPLICATION MANUAL</b>		
<b>DEFINITIONS</b>	<b>BOARD OF PUBLIC UTILITIES KANSAS CITY, KANSAS</b>	<b>PAGE 4 OF 5</b>

**OFF-PEAK:** The Board of Public Utilities off-peak hours are all hours of the year not designated as on-peak hours.

**ON-PEAK:** The Board of Public Utilities on-peak hours are designated as being from 10:01 a.m. to 8:00 p.m. each Monday through Friday, excluding holidays.

**PARTIAL REQUIREMENTS CUSTOMER:** A customer with generating resources connected to its electrical load that is either insufficient to carry all its load or that voluntarily uses self-generating resources to offset BPU service while remaining connected to the BPU system and requiring standby service. Emergency-only backup generation is excluded if used exclusively either for testing purposes or when service from the BPU is not available due to a power outage or forced curtailment. The emergency generation is not connected electrically to the BPU system and cannot flow back into that system.

**POWER FACTOR:** Power Factor is a term used to express the ratio of actual power required by a customer's load versus the amount of power that has to be generated to serve that load. Certain appliances, such as motors, require that more power be supplied to operate the device than just the amount of power the device puts out.

**PRIMARY SERVICE:** Single or three phase service taken from the Board's system at a standard available voltage greater than 480 volts provided there is only one transformation involved from the Board's transmission voltage to the service voltage.

**RESIDENTIAL:** Residential use is defined as use in a dwelling or in a facility where the primary nature of the facility is that of a residence or dwelling where not more than 25 KVA of installed or allocated transformer capacity is required. Where more than 25 KVA of installed or allocated transformer capacity is required, the Small General Service Rate Schedule shall apply. Multi-family dwellings are considered residences when billed as individual units, otherwise the facility is considered commercial.

**RIDER:** A Rider is an addition to the rate schedule. The primary purpose of a rider is to set out a provision that may not be included in the Base Monthly Charges and may have application to more than one rate schedule and thus eliminates the need for redundancy from one rate schedule to another.

**SECONDARY SERVICE:** Single or three phase service taken from the Board's system at a standard available voltage below 480 volts provided the conditions defined under "Primary Service" are not applicable.

**SUBSTATION:** A facility, which changes or regulates the voltage of electricity from transmission to distribution.

<b>RATE APPLICATION MANUAL</b>		
<b>DEFINITIONS</b>	<b>BOARD OF PUBLIC UTILITIES KANSAS CITY, KANSAS</b>	<b>PAGE 5 OF 5</b>


**SUMMER:** Summer is defined as the four months billed in June through September. For cycle billed customers, the summer is defined as the four consecutive cycles billed on or after June 1.

**TERM OF CONTRACT:** The minimum term of contract applicable to non-residential rate schedules shall be twelve (12) months.

**TRANSFORMER:** An electromagnetic device for changing the voltage of alternating current electricity.

**TRANSMISSION:** The process of transporting electric energy in bulk from a source of supply to other principal parts of the system or to other utilities. Transmission refers to the high-voltage facilities, which transport electric energy.

**WINTER:** The period defined as the eight consecutive non-Summer billing periods.





<b>ELECTRIC RATE SCHEDULE</b>		
<b>RESIDENTIAL ELECTRIC HEATING RATE</b>	<b>BOARD OF PUBLIC UTILITIES KANSAS CITY, KANSAS</b>	<b>PAGE 1 OF 2</b>
<b>RATE CODE 101</b>		

**AVAILABILITY:**

At any point on the Board's existing secondary distribution system.

**APPLICATION:**

For residential service to single family residences or individually metered residential dwellings using electric heat as the primary source of heating.

1. Available to residential customers with permanently installed electric space heating equipment. The electric heating equipment shall be of a design approved by the Board of Public Utilities, and shall be thermostatically controlled, in regular use, and the primary source of comfort heating for the dwelling unit (exclusive of aesthetic fireplaces).
2. Electric heating equipment shall be of at least 2.5 kW, single phase, 60 hertz, at available voltage, and not connected through a separately metered circuit. The single phase, alternating current, electric service will be supplied at BPU's standard voltages of 240 volts or less, for residential uses, when all electric service furnished under this Schedule is measured by one meter.
3. Customer must apply for this rate, and the installation must pass the Board of Public Utilities size and efficiency tests. Use of such residential electric heating equipment is subject to rules and regulations, and approval by the local authority having jurisdiction.

**CHARACTER OF SERVICE:**

Service will normally be single-phase, 60 cycles at approximately 120/240 volts. Three-phase service may be made available as provided for by the Board's Rules and Regulations.

**MONTHLY RATE for Rate Code 101:**

**CUSTOMER ACCESS CHARGE:**     \$        22.00 per Billing Cycle

<b>ENERGY CHARGE:</b>	<u>SUMMER</u>	<u>WINTER</u>	
First 1,000 kWh	\$ 0.06466	\$ 0.06466	per kWh
All Additional kWh	\$ 0.06466	\$ 0.03966	per kWh

<b>ELECTRIC RATE SCHEDULE</b>		
<b>RESIDENTIAL ELECTRIC HEATING RATE</b>	<b>BOARD OF PUBLIC UTILITIES KANSAS CITY, KANSAS</b>	<b>PAGE 2 OF 2</b>
<b>RATE CODE 101</b>		

**MINIMUM BILL:**

The Monthly Customer Access Charge.

**APPLICABLE RIDERS:**

- E1 Energy Rate Component Rider
- E2 Payment-In-Lieu-Of-Tax
- E16 Electric Rate Stabilization Rider
- E17 Environmental Surcharge Rider

<b>RATE CODE:</b>	<b>101</b>
<b>EFFECTIVE:</b>	<b>1/1/2018</b>
<b>SUPERSEDES RATE EFFECTIVE:</b>	<b>3/1/2017</b>

<b>ELECTRIC RATE SCHEDULE</b>		
<b>SMALL GENERAL SERVICE RATE</b>	<b>BOARD OF PUBLIC UTILITIES KANSAS CITY, KANSAS</b>	<b>PAGE 1 OF 3</b>
<b>RATE CODE 200-222</b>		

**AVAILABILITY:**

At any point on the Board's existing distribution system having adequate capacity and suitable voltage for service.

**APPLICATION:**

For all non-residential service for which no specific schedule is otherwise provided. For service to customers with a metered demand less than 70 kW.

**CHARACTER OF SERVICE:**

Service will be either single-phase or three-phase, 60 cycles at a standard voltage as available at customer's service location. Service requested by customer at other voltages will be provided in accordance with the Board's Rules and Regulations.

**MONTHLY RATE for Rate Code 200-222:**

**CUSTOMER ACCESS CHARGE:** \$ 40.00 per Billing Cycle

**a) For Customers with Demand Meter:**

**FACILITIES CHARGE:**

Secondary Service \$ 3.30 per kW  
Primary Service \$ 2.65 per kW

**DEMAND CHARGE:**

First 10 kW NO CHARGE  
All Additional kW \$ 5.57 per kW

**ENERGY CHARGE:**

All kWh \$ 0.04733 per kWh

**b) For Customers without Demand Meter:**

**ENERGY CHARGE:**

All kWh \$ 0.08846 per kWh

**MINIMUM BILL:**

The Monthly Customer Access Charge plus the Facilities Charge plus any Demand Charge.

<b>ELECTRIC RATE SCHEDULE</b>		
<b>SMALL GENERAL SERVICE RATE</b>	<b>BOARD OF PUBLIC UTILITIES KANSAS CITY, KANSAS</b>	<b>PAGE 2 OF 3</b>
<b>RATE CODE 200-222</b>		

**DEMAND METERING REQUIREMENT:** In the event that a customer uses more than 3,600 kWh for any four consecutive billing periods, a demand meter may be installed and the customer billed under the portion of the schedule applicable to demand metered customers. If the measured demand is below 10 kW for 12 consecutive months, the customer may return to the portion of the schedule for customers without a demand meter. In the event that a customer's measured demand is 70 kW or greater in any two of the preceding 11 months or the current month the customer shall be moved from the Small General Service Rate to the applicable rate based on billing demand.

**FACILITIES DEMAND:**

The Facilities Demand shall be equal to the highest metered demand occurring in the current month or the preceding eleven (11) months. In no event shall the Facilities Demand be less than the customer's contract demand.

**BILLING DEMAND:**

The billing demand for the summer months June through September shall be the greatest average metered kilowatt demand measured in any 30-minute period during the month. The billing demand during the winter period shall be the greater of the largest billing demand during the current month or 70% of the largest billing demand during the aforementioned Summer months.

**TIME-OF-USE-OPTION:**

This option is available only to existing customers identified by BPU which were exercising this option as of December 31, 2016; this option is not available to any other customers. Where time-of-use metering equipment has been installed at such an identified customer's expense, the summer period billing demand shall be the greatest average kilowatt demand measured in any 30-minute period between the hours of 10:01 a.m. and 8:00 p.m., excluding weekends and Holidays. This time of use option applies only to billing demand, not to Facilities Demand. Facilities Demand charges will apply as provided under the caption "Facilities Demand."

**METERING OPTION:**

At the Utility's option, suitable metering equipment may be installed on the primary side of the transformer.

**PRIMARY METERING ADJUSTMENT:**

The monthly Facilities, Demand and Energy Charges are based on secondary metering. When a primary meter is installed, the customer's measured kWh and kW shall be decreased by 2.0%.

**TRANSFORMER RENTAL:**

Customers may, upon the approval of the Board, rent their service transformers and related equipment for a monthly fee equivalent to the cost of providing and maintaining these facilities.



<b>ELECTRIC RATE SCHEDULE</b>		
<b>SMALL GENERAL SERVICE RATE</b>	<b>BOARD OF PUBLIC UTILITIES KANSAS CITY, KANSAS</b>	<b>PAGE 3 OF 3</b>
<b>RATE CODE 200-222</b>		

**TERM OF CONTRACT:**

12 months for service under any provisions of this schedule.

**APPLICABLE RIDERS:**

- E1 Energy Rate Component Rider
- E2 Payment-In-Lieu-Of-Tax
- E7 Reactive Adjustment
- E16 Electric Rate Stabilization Rider
- E17 Environmental Surcharge Rider

<b>RATE CODE:</b>	<b>200</b>
<b>EFFECTIVE:</b>	<b>1/1/2018</b>
<b>SUPERSEDES RATE EFFECTIVE:</b>	<b>3/1/2017</b>

<b>ELECTRIC RATE SCHEDULE</b>		
<b>SMALL GENERAL SERVICE ELECTRIC HEATING RATE</b>	<b>BOARD OF PUBLIC UTILITIES KANSAS CITY, KANSAS</b>	<b>PAGE 1 OF 3</b>
<b>RATE CODE 201-223</b>		

**AVAILABILITY:**

At any point on the Board's existing distribution system having adequate capacity and suitable voltage for service.

**APPLICATION:**

For commercial service to customers with a metered demand less than 70 kW using electric heat as the primary source of space heating, termed commercial heating customers, as further described below:

1. Available to customers with permanently installed electric space heating equipment. The electric heating equipment shall be of a design approved by the Board of Public Utilities, and shall be thermostatically controlled, in regular use, and the primary source of space heating (exclusive of aesthetic fireplaces).
2. Electric heating equipment shall be of at least 5 kW, single or three phase, 60 hertz, at available voltage, supplied at BPU's standard service voltages of 240 volts or more and all electric service furnished under this Schedule is measured by one meter.
3. Customer must apply for this rate, and the installation must pass the Board of Public Utilities size and efficiency tests. Use of such commercial electric heating equipment is subject to rules and regulations, and approval by the local authority having jurisdiction.

**CHARACTER OF SERVICE:**

Service will be either single-phase or three-phase, 60 cycles at a standard voltage as available at customer's service location. Service requested by customer at other voltages will be provided in accordance with the Board's Rules and Regulations.

**MONTHLY RATE for Rate Code 201-223:**

**CUSTOMER ACCESS CHARGE:** \$ 40.00 per Billing Cycle

**FACILITIES CHARGE:**

Secondary Service \$ 3.30 per kW  
Primary Service \$ 2.65 per kW

**DEMAND CHARGE:**

First 10 kW NO CHARGE  
All Additional kW \$ 5.57 per kW

**ENERGY CHARGE:**

	<u>SUMMER</u>	<u>WINTER</u>	
First 3,500 kWh	\$ 0.04733	\$ 0.04733	per kWh
All Additional kWh	\$ 0.04733	\$ 0.02709	per kWh

<b>ELECTRIC RATE SCHEDULE</b>		
<b>SMALL GENERAL SERVICE ELECTRIC HEATING RATE  RATE CODE 201-223</b>	<b>BOARD OF PUBLIC UTILITIES KANSAS CITY, KANSAS</b>	<b>PAGE 2 OF 3</b>

**MINIMUM BILL:**

The Monthly Customer Access Charge plus the Facilities Charge plus any Demand Charge.

**FACILITIES DEMAND:**

The Facilities Demand shall be equal to the highest metered demand occurring in the current month or the preceding eleven (11) months. In no event shall the Facilities Demand be less than the customer's contract demand.

**BILLING DEMAND:**

The billing demand for the summer months June through September shall be the greatest average metered kilowatt demand measured in any 30-minute period during the month. The billing demand during the winter period shall be the lesser of the largest billing demand during the current month or 70% of the largest billing demand during the aforementioned Summer months.

**TIME-OF-USE-OPTION:**

This option is available only to existing customers identified by BPU which were exercising this option as of December 31, 2016; this option is not available to any other customers. Where time-of-use metering equipment has been installed at such an identified customer's expense, the summer period billing demand shall be the greatest average kilowatt demand measured in any 30-minute period between the hours of 10:01 a.m. and 8:00 p.m., excluding weekends and Holidays. This time of use option applies only to billing demand, not to Facilities Demand. Facilities Demand charges will apply as provided under the caption "Facilities Demand."

**METERING OPTION:**

At the Utility's option, suitable metering equipment may be installed on the primary side of the transformer.

**PRIMARY METERING ADJUSTMENT:**

The monthly Facilities, Demand and Energy Charges are based on secondary metering. When a primary meter is installed, the customer's measured kWh and kW shall be decreased by 2.0%.

**TRANSFORMER RENTAL:**

Customers may, upon the approval of the Board, rent their service transformers and related equipment for a monthly fee equivalent to the cost of providing and maintaining these facilities.

<b>ELECTRIC RATE SCHEDULE</b>		
<b>SMALL GENERAL SERVICE ELECTRIC HEATING RATE</b>	<b>BOARD OF PUBLIC UTILITIES KANSAS CITY, KANSAS</b>	<b>PAGE 3 OF 3</b>
<b>RATE CODE 201-223</b>		

**TERM OF CONTRACT:**

12 months for service under any provisions of this schedule.

**APPLICABLE RIDERS:**

- E1 Energy Rate Component Rider
- E2 Payment-In-Lieu-Of-Tax
- E7 Reactive Adjustment
- E16 Electric Rate Stabilization Rider
- E17 Environmental Surcharge Rider

<b>RATE CODE:</b>	<b>201</b>
<b>EFFECTIVE:</b>	<b>1/1/2018</b>
<b>SUPERSEDES RATE EFFECTIVE:</b>	<b>3/1/2017</b>

<b>ELECTRIC RATE SCHEDULE</b>		
<b>MEDIUM GENERAL SERVICE RATE</b>	<b>BOARD OF PUBLIC UTILITIES KANSAS CITY, KANSAS</b>	<b>PAGE 1 OF 2</b>
<b>RATE CODE 250-262</b>		

**AVAILABILITY:**

At any point on the Board's existing distribution system having adequate capacity and suitable voltage for service.

**APPLICATION:**

For service to customers with a metered demand of 70 kW to 1000 kW.

**CHARACTER OF SERVICE:**

Service will be either single-phase or three-phase, 60 cycles at a standard delivery voltage as available at customer's service location. Service requested by customer at other voltages will be provided in accordance with the Board's Rules and Regulations.

**CUSTOMER ACCESS CHARGE:**    \$    85.00 per Billing Cycle

**FACILITIES CHARGE:**

Secondary Service                    \$    4.11 per kW

Primary Service                        \$    3.54 per kW

**DEMAND CHARGE:**

All kW                                    \$    6.66 per kW

**ENERGY CHARGE:**

First 300 kWh per kW                \$  0.03724 per kWh

All Additional kWh                    \$  0.02188 per kWh

**MINIMUM BILL:**

The Monthly Customer Access Charge plus the Facilities Charge plus any Demand Charge.

**FACILITIES DEMAND:**

The Facilities Demand shall be equal to the greater of the contract demand or the highest metered demand occurring in the current month or the preceding eleven (11) months. In no event shall the Facilities Demand be less than 70 kW or the customer's contract demand.

<b>ELECTRIC RATE SCHEDULE</b>		
<b>MEDIUM GENERAL SERVICE RATE</b>	<b>BOARD OF PUBLIC UTILITIES</b>	<b>PAGE</b>
<b>RATE CODE 250-262</b>	<b>KANSAS CITY, KANSAS</b>	<b>2 OF 2</b>

**BILLING DEMAND:**

The billing demand during the summer months of June through September shall be the larger of the contract demand (as mutually agreed upon) or the greatest average kilowatt demand measured in any 30 minute period during the month but not less than 70 kW. The billing demand during the winter period shall be the greater of the largest billing demand during the current month or 70% of the largest billing demand during the aforementioned Summer months.

**TIME-OF-USE-OPTION:**

This option is available only to existing customers identified by BPU which were exercising this option as of December 31, 2016; this option is not available to any other customers. Where time-of-use metering equipment has been installed at such an identified customer's expense, the summer period billing demand shall be the greatest average kilowatt demand measured in any 30-minute period between the hours of 10:01 a.m. and 8:00 p.m., excluding weekends and Holidays. This time of use option applies only to billing demand, not to Facilities Demand. Facilities Demand charges will apply as provided under the caption "Facilities Demand."

**METERING OPTION:**

At the Utility's option, suitable metering equipment may be installed on the secondary side of the transformer.

**SECONDARY METERING ADJUSTMENT:**

The monthly Facilities, Demand and Energy Charges are based on primary metering. When a secondary meter is installed which does not compensate for transformer losses, the customer's metered kWh and kW shall be increased by 2.0%.

**TRANSFORMER RENTAL:**

Customers may, upon the approval of the Board, rent their service transformers and related equipment for a monthly fee equivalent to the cost of providing and maintaining these facilities.

**APPLICABLE RIDERS:**

- E1 Energy Rate Component Rider
- E2 Payment-In-Lieu-Of-Tax
- E7 Reactive Adjustment
- E16 Electric Rate Stabilization Rider
- E17 Environmental Surcharge Rider

<b>RATE CODE:</b>	<b>250</b>
<b>EFFECTIVE:</b>	<b>1/1/2018</b>
<b>SUPERSEDES RATE EFFECTIVE:</b>	<b>3/1/2017</b>

<b>ELECTRIC RATE SCHEDULE</b>		
<b>MEDIUM GENERAL SERVICE ELECTRIC HEATING RATE  RATE CODE 251-263</b>	<b>BOARD OF PUBLIC UTILITIES KANSAS CITY, KANSAS</b>	<b>PAGE 1 OF 3</b>

**AVAILABILITY:**

At any point on the Board's existing distribution system having adequate capacity and suitable voltage for service.

**APPLICATION:**

For service to commercial use customers with a metered demand of 70 kW to 1000 kW using electric heat as the primary source of space heating, termed commercial heating customers, as further described below:

1. Available to customers with permanently installed electric space heating equipment. The electric heating equipment shall be of a design approved by the Board of Public Utilities, and shall be thermostatically controlled, in regular use, and the primary source of space heating (exclusive of aesthetic fireplaces).
2. Electric heating equipment shall be of at least 35 kW, single or three phase, 60 hertz, at available voltage, supplied at BPU's standard service voltages of 240 volts or more and all electric service furnished under this Schedule is measured by one meter.
3. Customer must apply for this rate, and the installation must pass the Board of Public Utilities size and efficiency tests. Use of such commercial electric heating equipment is subject to rules and regulations, and approval by the local authority having jurisdiction.

**CHARACTER OF SERVICE:**

Service will be either single-phase or three-phase, 60 cycles at a standard delivery voltage as available at customer's service location. Service requested by customer at other voltages will be provided in accordance with the Board's Rules and Regulations.

<b>ELECTRIC RATE SCHEDULE</b>		
<b>MEDIUM GENERAL SERVICE ELECTRIC HEATING RATE  RATE CODE 251-263</b>	<b>BOARD OF PUBLIC UTILITIES KANSAS CITY, KANSAS</b>	<b>PAGE 2 OF 3</b>

**MONTHLY RATE for Rate Code 251-263:**

**CUSTOMER ACCESS CHARGE:** \$ 85.00 per Billing Cycle

**FACILITIES CHARGE:**

Secondary Service \$ 4.11 per kW

Primary Service \$ 3.54 per kW

**DEMAND CHARGE:**

All kW \$ 6.66 per kW

**ENERGY CHARGE:**

	<u>SUMMER</u>	<u>WINTER</u>	
First 300 kWh per kW	\$ 0.03724	\$ 0.03724	per kWh
All Additional kWh	\$ 0.02188	\$ 0.01164	per kWh

**MINIMUM BILL:**

The Monthly Customer Access Charge plus the Facilities Charge plus any Demand Charge.

**FACILITIES DEMAND:**

The Facilities Demand shall be equal to the greater of the contract demand or the highest metered demand occurring in the current month or the preceding eleven (11) months. In no event shall the Facilities Demand be less than 70 kW or the customer's contract demand.

**BILLING DEMAND:**

The billing demand during the summer months of June through September shall be the larger of the contract demand (as mutually agreed upon) or the greatest average kilowatt demand measured in any 30 minute period during the month but not less than 70 kW. The billing demand during the winter period shall be the lesser of the largest billing demand during the current month or 70% of the largest billing demand during the aforementioned Summer months.

**TIME-OF-USE-OPTION:**

This option is available only to existing customers identified by BPU which were exercising this option as of December 31, 2016; this option is not available to any other customers. Where time-of-use metering equipment has been installed at such an identified customer's expense, the summer period billing demand shall be the greatest average kilowatt demand measured in any 30-minute period between the hours of 10:01 a.m. and 8:00 p.m., excluding weekends and Holidays. This time of use option applies only to billing demand, not to Facilities Demand. Facilities Demand charges will apply as provided under the caption "Facilities Demand."



<b>ELECTRIC RATE SCHEDULE</b>		
<b>MEDIUM GENERAL SERVICE ELECTRIC HEATING RATE  RATE CODE 251-263</b>	<b>BOARD OF PUBLIC UTILITIES KANSAS CITY, KANSAS</b>	<b>PAGE 3 OF 3</b>

**METERING OPTION:**

At the Utility's option, suitable metering equipment may be installed on the secondary side of the transformer.

**SECONDARY METERING ADJUSTMENT:**

The monthly Facilities, Demand and Energy Charges are based on primary metering. When a secondary meter is installed which does not compensate for transformer losses, the customer's metered kWh and kW shall be increased by 2.0%.

**TRANSFORMER RENTAL:**

Customers may, upon the approval of the Board, rent their service transformers and related equipment for a monthly fee equivalent to the cost of providing and maintaining these facilities.

**APPLICABLE RIDERS:**

- E1 Energy Rate Component Rider
- E2 Payment-In-Lieu-Of-Tax
- E7 Reactive Adjustment
- E16 Electric Rate Stabilization Rider
- E17 Environmental Surcharge Rider

<b>RATE CODE:</b>	<b>251</b>
<b>EFFECTIVE:</b>	<b>1/1/2018</b>
<b>SUPERSEDES RATE EFFECTIVE:</b>	<b>3/1/2017</b>

<b>ELECTRIC RATE SCHEDULE</b>		
<b>LARGE GENERAL SERVICE RATE  RATE CODE 300-322</b>	<b>BOARD OF PUBLIC UTILITIES KANSAS CITY, KANSAS</b>	<b>PAGE 1 OF 2</b>

**AVAILABILITY:**

At any point on the Board's existing distribution system having adequate capacity and suitable voltage for service.

**APPLICATION:**

For service to customers with metered demand of 1001 kW to 4000 kW.

**CHARACTER OF SERVICE:**

Service will be three-phase, 60 cycles at a standard delivery voltage as available at customer's service location. Service requested by customer at other voltages will be provided in accordance with the Board's Rules and Regulations.

**MONTHLY RATE for Rate Code 300-322:**

**CUSTOMER ACCESS CHARGE:**    \$    170.00 per Billing Cycle

**FACILITIES CHARGE:**

Secondary Service                            \$        4.13 per kW  
Primary Service                                \$        3.56 per kW

**DEMAND CHARGE:**

All kW    \$        8.66 per kW

**ENERGY CHARGE:**

First 300 kWh per kW                        \$    0.03636 per kWh  
All Additional kWh                            \$    0.01582 per kWh

**MINIMUM BILL:**

The Monthly Customer Access Charge plus the Facilities Charge plus any Demand Charge.

**FACILITIES DEMAND:**

The Facilities Demand shall be equal to the greater of the contract demand or the highest metered demand occurring in the current month or the preceding eleven (11) months. In no event shall the Facilities Demand be less than 1001 kW or the customer's contract demand.

<b>ELECTRIC RATE SCHEDULE</b>		
<b>LARGE GENERAL SERVICE RATE</b>	<b>BOARD OF PUBLIC UTILITIES KANSAS CITY, KANSAS</b>	<b>PAGE 2 OF 2</b>
<b>RATE CODE 300-322</b>		

**BILLING DEMAND:**

The billing demand during the summer months of June through September shall be the larger of the contract demand (as mutually agreed upon) or the greatest average kilowatt demand measured in any 30 minute period during the month but not less than 1001 kW. The billing demand during the winter period shall be the greater of the largest billing demand during the current month or 70% of the largest billing demand during the aforementioned Summer months.

**TIME-OF-USE-OPTION:**

This option is available only to existing customers identified by BPU which were exercising this option as of December 31, 2016; this option is not available to any other customers. Where time-of-use metering equipment has been installed at such an identified customer's expense, the summer period billing demand shall be the greatest average kilowatt demand measured in any 30-minute period between the hours of 10:01 a.m. and 8:00 p.m., excluding weekends and Holidays. This time of use option applies only to billing demand, not to Facilities Demand. Facilities Demand charges will apply as provided under the caption "Facilities Demand."

**METERING OPTION:**

At the Utility's option, suitable metering equipment may be installed on the secondary side of the transformer.

**SECONDARY METERING ADJUSTMENT:**

The Monthly Facilities, Demand and Energy Charges are based on primary metering. When a secondary meter is installed which does not compensate for transformer losses, the customer's metered kWh and kW shall be increased by 2.0%.

**TRANSFORMER RENTAL:**

Customers may, upon the approval of the Board, rent their service transformers and related equipment for a monthly fee equivalent to the cost of providing and maintaining these facilities.

**APPLICABLE RIDERS:**

- E1 Energy Rate Component Rider
- E2 Payment-In-Lieu-Of-Tax
- E7 Reactive Adjustment
- E16 Electric Rate Stabilization Rider
- E17 Environmental Surcharge Rider

<b>RATE CODE:</b>	<b>300</b>
<b>EFFECTIVE:</b>	<b>1/1/2018</b>
<b>SUPERSEDES RATE EFFECTIVE:</b>	<b>3/1/2017</b>

<b>ELECTRIC RATE SCHEDULE</b>		
<b>LARGE GENERAL SERVICE ELECTRIC HEATING RATE  RATE CODE 301-323</b>	<b>BOARD OF PUBLIC UTILITIES KANSAS CITY, KANSAS</b>	<b>PAGE 1 OF 3</b>

**AVAILABILITY:**

At any point on the Board's existing distribution system having adequate capacity and suitable voltage for service.

**APPLICATION:**

For service to commercial customers with metered demand of 1001 kW to 4000 kW using electric heat as the primary source of space heating, termed commercial heating customers, as further described below:

1. Available to customers with permanently installed electric space heating equipment. The electric heating equipment shall be of a design approved by the Board of Public Utilities, and shall be thermostatically controlled, in regular use, and the primary source of space heating (exclusive of aesthetic fireplaces).
2. Electric heating equipment shall be of at least 500 kW, three phase, 60 hertz, at available voltage, supplied at BPU's standard service voltages of 240 volts or more and all electric service furnished under this Schedule is measured by one meter.
3. Customer must apply for this rate, and the installation must pass the Board of Public Utilities size and efficiency tests. Use of such commercial electric heating equipment is subject to rules and regulations, and approval by the local authority having jurisdiction.

**CHARACTER OF SERVICE:**

Service will be three-phase, 60 cycles at a standard delivery voltage as available at customer's service location. Service requested by customer at other voltages will be provided in accordance with the Board's Rules and Regulations.

<b>ELECTRIC RATE SCHEDULE</b>		
<b>LARGE GENERAL SERVICE ELECTRIC HEATING RATE  RATE CODE 301-323</b>	<b>BOARD OF PUBLIC UTILITIES KANSAS CITY, KANSAS</b>	<b>PAGE 2 OF 3</b>

**MONTHLY RATE for Rate Code 301-323:**

**CUSTOMER ACCESS CHARGE:**   \$   170.00   per Billing Cycle

**FACILITIES CHARGE:**

Secondary Service                   \$     4.13   per kW  
Primary Service                     \$     3.56   per kW

**DEMAND CHARGE:**

All kW                                 \$     8.66   per kW

**ENERGY CHARGE:**

First 300 kWh per kW               \$   0.03636   per kWh  
All Additional kWh                 \$   0.00555   per kWh

**MINIMUM BILL:**

The Monthly Customer Access Charge plus the Facilities Charge plus any Demand Charge.

**FACILITIES DEMAND:**

The Facilities Demand shall be equal to the greater of the contract demand or the highest metered demand occurring in the current month or the preceding eleven (11) months. In no event shall the Facilities Demand be less than 1001 kW or the customer's contract demand.

**BILLING DEMAND:**

The billing demand during the summer months of June through September shall be the larger of the contract demand (as mutually agreed upon) or the greatest average kilowatt demand measured in any 30 minute period during the month but not less than 1001 kW. The billing demand during the winter period shall be the lesser of the largest billing demand during the current month or 70% of the largest billing demand during the aforementioned Summer months.

**TIME-OF-USE-OPTION:**

This option is available only to existing customers identified by BPU which were exercising this option as of December 31, 2016; this option is not available to any other customers. Where time-of-use metering equipment has been installed at such an identified customer's expense, the summer period billing demand shall be the greatest average kilowatt demand measured in any 30-minute period between the hours of 10:01 a.m. and 8:00 p.m., excluding weekends and Holidays. This time of use option applies only to billing demand, not to Facilities Demand. Facilities Demand charges will apply as provided under the caption "Facilities Demand."

<b>ELECTRIC RATE SCHEDULE</b>		
<b>LARGE GENERAL SERVICE ELECTRIC HEATING RATE  RATE CODE 301-323</b>	<b>BOARD OF PUBLIC UTILITIES KANSAS CITY, KANSAS</b>	<b>PAGE 3 OF 3</b>

**METERING OPTION:**

At the Utility's option, suitable metering equipment may be installed on the secondary side of the transformer.

**SECONDARY METERING ADJUSTMENT:**

The Monthly Facilities, Demand and Energy Charges are based on primary metering. When a secondary meter is installed which does not compensate for transformer losses, the customer's metered kWh and kW shall be increased by 2.0%.

**TRANSFORMER RENTAL:**

Customers may, upon the approval of the Board, rent their service transformers and related equipment for a monthly fee equivalent to the cost of providing and maintaining these facilities.

**APPLICABLE RIDERS:**

- E1 Energy Rate Component Rider
- E2 Payment-In-Lieu-Of-Tax
- E7 Reactive Adjustment
- E16 Electric Rate Stabilization Rider
- E17 Environmental Surcharge Rider

<b>RATE CODE:</b>	<b>301</b>
<b>EFFECTIVE:</b>	<b>1/1/2018</b>
<b>SUPERSEDES RATE EFFECTIVE:</b>	<b>3/1/2017</b>

<b>ELECTRIC RATE SCHEDULE</b>		
<b>LARGE POWER SERVICE RATE  RATE CODE 400-446</b>	<b>BOARD OF PUBLIC UTILITIES KANSAS CITY, KANSAS</b>	<b>PAGE 1 OF 3</b>

**AVAILABILITY:**

At any point on the Board's existing system having adequate capacity and suitable voltage for secondary, primary or substation voltage level of service.

**APPLICATION:**

For service to customers having a demand of 4,001 kW or greater at least once in any given 12-month period or new loads estimated to reach at least 4,001 kW within two years. In the event that a customer has a demand of at least 4,001 kW and elects to be served under this rate, the rate shall be applied for a period of at least one year.

**CHARACTER OF SERVICE:**

Service will be at three-phase, 60 cycles at a standard delivery voltage as available at customer's service location. Service requested by customer at other voltages will be provided in accordance with the Board's Rules and Regulations.

**MONTHLY RATE for Rate Code 400-446:**

**CUSTOMER ACCESS CHARGE:**    \$    400.00    per Billing Cycle

**FACILITIES CHARGE:**

Secondary Service	\$	3.40	per kW
Primary Service	\$	2.88	per kW
Substation Service	\$	1.00	per kW

**DEMAND CHARGE:**

All kW	\$	9.71	per kW
--------	----	------	--------

**ENERGY CHARGE:**

First 300 kWh per kW	\$	0.02183	per kWh
All Additional kWh	\$	0.01101	per kWh

**MINIMUM BILL:**

The Monthly Customer Access Charge plus the Facilities Charge plus any Demand Charge.

**FACILITIES DEMAND:**

The Facilities Demand shall be equal to the highest metered demand occurring in the current month or the preceding eleven (11) months. In no event shall the Facilities Demand be less than the customer's contract demand.

<b>ELECTRIC RATE SCHEDULE</b>		
<b>LARGE POWER SERVICE RATE  RATE CODE 400-446</b>	<b>BOARD OF PUBLIC UTILITIES KANSAS CITY, KANSAS</b>	<b>PAGE 2 OF 3</b>

**BILLING DEMAND:**

The billing demand during the summer months of June through September shall be the larger of the contract demand (as mutually agreed upon) or the greatest average kilowatt demand measured in any 30 minute period during the month. The billing demand during the winter period shall be the greater of the largest billing demand during the current month or 70% of the largest billing demand during the aforementioned Summer months.

**TIME-OF-USE-OPTION:**

This option is available only to existing customers identified by BPU which were exercising this option as of December 31, 2016; this option is not available to any other customers. Where time-of-use metering equipment has been installed at such an identified customer's expense, the summer period billing demand shall be the greatest average kilowatt demand measured in any 30-minute period between the hours of 10:01 a.m. and 8:00 p.m., excluding weekends and Holidays. This time of use option applies only to billing demand, not to Facilities Demand. Facilities Demand charges will apply as provided under the caption "Facilities Demand."

**METERING OPTION:**

At the Utility's option, suitable metering equipment may be installed on the secondary side of the transformer.

**METERING ADJUSTMENT:**

The monthly demand and energy charges are based on primary metering. When a secondary, substation or transmission meter is installed which does not compensate for transformer losses, the customer's metered kWh's and kW will be adjusted as follows:

SECONDARY	Increased by 2.0%
PRIMARY	Increased by 0%
SUBSTATION	Decreased by 2.8%
TRANSMISSION	Decreased by 3.3%

**TRANSFORMER RENTAL:**

Customers may, upon the approval of the Board, rent their service transformers and related equipment for a monthly fee equivalent to the cost of providing and maintaining these facilities.

**TERM OF CONTRACT:**

12 months for service under any provisions of this schedule.



<b>ELECTRIC RATE SCHEDULE</b>		
<b>LARGE POWER SERVICE RATE</b>  <b>RATE CODE 400-446</b>	<b>BOARD OF PUBLIC UTILITIES KANSAS CITY, KANSAS</b>	<b>PAGE 3 OF 3</b>

**APPLICABLE RIDERS:**

- E1 Energy Rate Component Rider
- E2 Payment-In-Lieu-Of-Tax
- E7 Reactive Adjustment
- E16 Electric Rate Stabilization Rider
- E17 Environmental Surcharge Rider

<b>RATE CODE:</b>	<b>400</b>
<b>EFFECTIVE:</b>	<b>1/1/2018</b>
<b>SUPERSEDES RATE EFFECTIVE:</b>	<b>3/1/2017</b>

<b>ELECTRIC RATE SCHEDULE</b>		
<b>LARGE POWER SERVICE ELECTRIC HEATING RATE</b>	<b>BOARD OF PUBLIC UTILITIES KANSAS CITY, KANSAS</b>	<b>PAGE 1 OF 3</b>
<b>RATE CODE 401-447</b>		

**AVAILABILITY:**

At any point on the Board's existing system having adequate capacity and suitable voltage for secondary, primary or substation voltage level of service.

**APPLICATION:**

For service to commercial customers having a demand of 4,001 kW or greater at least once in any given 12-month period or new loads estimated to reach at least 4,001 kW within two years. In the event that a customer has a demand of at least 4,001 kW and elects to be served under this rate, the rate shall be applied for a period of at least one year. For service to commercial use customers using electric heat as the primary source of space heating, termed commercial heating customers, as further described below:

1. Available to customers with permanently installed electric space heating equipment. The electric heating equipment shall be of a design approved by the Board of Public Utilities, and shall be thermostatically controlled, in regular use, and the primary source of space heating (exclusive of aesthetic fireplaces).
2. Electric heating equipment shall be of at least 2000 kW, three phase, 60 hertz, at available voltage, supplied at BPU's standard service voltages of 240 volts or more and all electric service furnished under this Schedule is measured by one meter.
3. Customer must apply for this rate, and the installation must pass the Board of Public Utilities size and efficiency tests. Use of such commercial electric heating equipment is subject to rules and regulations, and approval by the local authority having jurisdiction.

**CHARACTER OF SERVICE:**

Service will be at three-phase, 60 cycles at a standard delivery voltage as available at customer's service location. Service requested by customer at other voltages will be provided in accordance with the Board's Rules and Regulations.

<b>ELECTRIC RATE SCHEDULE</b>		
<b>LARGE POWER SERVICE ELECTRIC HEATING RATE  RATE CODE 401-447</b>	<b>BOARD OF PUBLIC UTILITIES KANSAS CITY, KANSAS</b>	<b>PAGE 2 OF 3</b>

**MONTHLY RATE for Rate Code 401-423:**

**CUSTOMER ACCESS CHARGE:**     \$     400.00 per Billing Cycle

**FACILITIES CHARGE:**

Secondary Service	\$	3.40	per kW
Primary Service	\$	2.88	per kW
Substation Service	\$	1.00	per kW

**DEMAND CHARGE:**

All kW	\$	8.56	per kW
--------	----	------	--------

**ENERGY CHARGE:**

	<u>SUMMER</u>	<u>WINTER</u>	
First 300 kWh per kW	\$ 0.02183	\$ 0.02183	per kWh
All Additional kWh	\$ 0.01101	\$ 0.00577	per kWh

**MINIMUM BILL:**

The Monthly Customer Access Charge plus the Facilities Charge plus any Demand Charge.

**FACILITIES DEMAND:**

The Facilities Demand shall be equal to the highest metered demand occurring in the current month or the preceding eleven (11) months. In no event shall the Facilities Demand be less than the customer's contract demand.

**BILLING DEMAND:**

The billing demand during the summer months of June through September shall be the larger of the contract demand (as mutually agreed upon) or the greatest average kilowatt demand measured in any 30 minute period during the month. The billing demand during the winter period shall be the lesser of the largest billing demand during the current month or 70% of the largest billing demand during the aforementioned Summer months.

**TIME-OF-USE-OPTION:**

This option is available only to existing customers identified by BPU which were exercising this option as of December 31, 2016; this option is not available to any other customers. Where time-of-use metering equipment has been installed at such an identified customer's expense, the summer period billing demand shall be the greatest average kilowatt demand measured in any 30-minute period between the hours of 10:01 a.m. and 8:00 p.m., excluding weekends and Holidays. This time of use option applies only to billing demand, not to Facilities Demand. Facilities Demand charges will apply as provided under the caption "Facilities Demand."

<b>ELECTRIC RATE SCHEDULE</b>		
<b>LARGE POWER SERVICE ELECTRIC HEATING RATE  RATE CODE 401-447</b>	<b>BOARD OF PUBLIC UTILITIES KANSAS CITY, KANSAS</b>	<b>PAGE 3 OF 3</b>

**METERING OPTION:**

At the Utility's option, suitable metering equipment may be installed on the secondary side of the transformer.

**METERING ADJUSTMENT:**

The monthly demand and energy charges are based on primary metering. When a secondary, substation or transmission meter is installed which does not compensate for transformer losses, the customer's metered kWh's and kW will be adjusted as follows:

SECONDARY	Increased by 2.0%
PRIMARY	Increased by 0%
SUBSTATION	Decreased by 2.8%
TRANSMISSION	Decreased by 3.3%

**TRANSFORMER RENTAL:**

Customers may, upon the approval of the Board, rent their service transformers and related equipment for a monthly fee equivalent to the cost of providing and maintaining these facilities.

**TERM OF CONTRACT:**

12 months for service under any provisions of this schedule.

**APPLICABLE RIDERS:**

- E1 Energy Rate Component Rider
- E2 Payment-In-Lieu-Of-Tax
- E7 Reactive Adjustment
- E16 Electric Rate Stabilization Rider
- E17 Environmental Surcharge Rider

<b>RATE CODE:</b>	<b>401</b>
<b>EFFECTIVE:</b>	<b>1/1/2018</b>
<b>SUPERSEDES RATE EFFECTIVE:</b>	<b>3/1/2017</b>

<b>ELECTRIC RATE SCHEDULE</b>		
<b>LARGE POWER HIGH LOAD FACTOR RATE</b>	<b>BOARD OF PUBLIC UTILITIES KANSAS CITY, KANSAS</b>	<b>PAGE 1 OF 2</b>
<b>RATE CODE 450</b>		

**AVAILABILITY:**

At any point on the Board's existing system having adequate capacity and suitable voltage for secondary, primary or substation voltage level of service.

**APPLICATION:**

For service to customers having a demand of 4,001 kW or greater at least once in any given 12-month period or new loads estimated to reach at least 4,001 kW within two years and maintaining a monthly billing load factor of at least 550 hours use per kW for at least nine of the last twelve months, including the current month. If the customer fails to meet this requirement the account will be billed under the Large Power Service Rate for at least one year. In the event that a customer has a demand of at least 4,001 kW and elects to be served under this rate, the rate shall be applied for a period of at least one year. The Board may require a minimum contract demand for new customers.

**CHARACTER OF SERVICE:**

Service will be at three-phase, 60 cycles at a standard delivery voltage as available at customer's service location. Service requested by customer at other voltages will be provided in accordance with the Board's Rules and Regulations.

**MONTHLY RATE for Rate Code 450:**

**CUSTOMER ACCESS CHARGE:** \$ 400.00 per Billing Cycle

**FACILITIES CHARGE:**

Secondary Service	\$	3.40	per kW
Primary Service	\$	2.88	per kW
Substation Service	\$	1.00	per kW

**DEMAND CHARGE:**

All kW	\$	17.93	per kW
--------	----	-------	--------

**MINIMUM BILL:**

The Monthly Customer Access Charge plus the Facilities Charge plus any Demand Charge.

**FACILITIES DEMAND:**

The Facilities Demand shall be equal to the highest metered demand occurring in the current month or the preceding eleven (11) months. In no event shall the Facilities Demand be less than the customer's contract demand.

<b>ELECTRIC RATE SCHEDULE</b>		
<b>LARGE POWER HIGH LOAD FACTOR RATE</b>	<b>BOARD OF PUBLIC UTILITIES KANSAS CITY, KANSAS</b>	<b>PAGE 2 OF 2</b>
<b>RATE CODE 450</b>		

**BILLING DEMAND:**

The billing demand during the summer months of June through September shall be the larger of the contract demand (as mutually agreed upon) or the greatest average kilowatt demand measured in any 30 minute period during the month. The billing demand during the winter period shall be the greater of the largest billing demand during the current month or 70% of the largest billing demand during the aforementioned summer months.

**METERING OPTION:**

At the Utility's option, suitable metering equipment may be installed on the secondary side of the transformer.

**METERING ADJUSTMENT:**

The monthly demand and energy charges are based on primary metering. When a secondary, substation or transmission meter is installed which does not compensate for transformer losses, the customer's metered kWhs and kW will be adjusted as follows:

SECONDARY	Increased by 2.0%
PRIMARY	Increased by 0%
SUBSTATION	Decreased by 2.8%
TRANSMISSION	Decreased by 3.3%

**TRANSFORMER RENTAL:**

Customers may, upon the approval of the Board, rent their service transformers and related equipment for a monthly fee equivalent to the cost of providing and maintaining these facilities.

**TERM OF CONTRACT:**

12 months for service under any provisions of this schedule.

**APPLICABLE RIDERS:**

- E1 Energy Rate Component Rider
- E2 Payment-In-Lieu-Of-Tax
- E7 Reactive Adjustment
- E16 Electric Rate Stabilization Rider
- E17 Environmental Surcharge Rider

<b>RATE CODE:</b>	<b>450</b>
<b>EFFECTIVE:</b>	<b>1/1/2018</b>
<b>SUPERSEDES RATE EFFECTIVE:</b>	<b>3/1/2017</b>

<b>ELECTRIC RATE SCHEDULE</b>		
<b>PRIVATE AREA LIGHTING &amp; TRAFFIC SIGNAL RATE</b>	<b>BOARD OF PUBLIC UTILITIES KANSAS CITY, KANSAS</b>	<b>PAGE 1 OF 2</b>
<b>RATE CODE 700</b>		

**AVAILABILITY:**

At any point on the Board's existing distribution system.

**APPLICATION:**

For lighting and signal service billed on a single monthly charge and generally based upon unmetered use.

**EQUIPMENT:**

BPU will install, own and operate the following items designated as standard equipment:

**MONTHLY RATE:**

**1. Private Area Lighting:**

<b>RATE CODE</b>	<b>PRIVATE AREA LIGHTING</b>	<b>MONTHLY CHARGE</b>	<b>ESTIMATED MONTHLY kWh</b>
701	175 Watt Mercury Vapor*	\$ 16.23	63
702	400 Watt Mercury Vapor*	\$ 24.36	151
703	400 Watt Mercury Vapor (Power Flood)*	\$ 28.86	151
704	1,000 Watt Mercury Vapor*	\$ 49.86	361
705	705-1,000 Watt Mercury Vapor (Power Flood)*	\$ 58.82	361
706	70 Watt High Pressure Sodium	\$ 17.02	25
707	250 Watt High Pressure Sodium	\$ 19.58	104
708	250 Watt High Pressure Sodium (Power Flood)	\$ 29.74	104
709	400 Watt High Pressure Sodium*	\$ 53.86	151
710	400 Watt High Pressure Sodium (Power Flood)	\$ 62.88	151
711	70 Watt High Pressure Sodium (Power Flood)	\$ 24.45	25

\* New installations of the following have not been available since December 29, 1998. The decision to repair or replace these installations with another type shall be BPU's option.

<b>RATE CODE</b>	<b>ADDITIONAL FACILITIES</b>	<b>MONTHLY CHARGE</b>
730	35 Foot Wooden Pole	\$ 6.19
731	26 Foot Steel Pole and Base	\$ 14.15
732	Additional Span of Wire (170 Ft. Max)	\$ 1.37

<b>ELECTRIC RATE SCHEDULE</b>		
<b>PRIVATE AREA LIGHTING &amp; TRAFFIC SIGNAL RATE</b>	<b>BOARD OF PUBLIC UTILITIES KANSAS CITY, KANSAS</b>	<b>PAGE 2 OF 2</b>
<b>RATE CODE 700</b>		

**2. Other Exterior Metered and Non-Metered Lighting:**

For photo-cell controlled exterior lighting devices and metered lighting use. If the lighting use is unmetered and the lighting device is photo-cell controlled, then the kWh use shall be based upon the total connected wattage and 333 hours use per month.

**RATE  
CODE**

750	Public Metered Lighting	\$	0.12105	per kWh
751	Municipal Lighting	\$	0.10327	per kWh
752	KS Dept of Transportation	\$	0.10327	per kWh

**3. Traffic and Railroad Signal:**

**RATE  
CODE**

760	Traffic and Railroad Signals	\$	3.36	per service
-----	------------------------------	----	------	-------------

**APPLICABLE RIDERS:**

- E1 Energy Rate Component Rider
- E2 Payment-In-Lieu-Of-Tax
- E16 Electric Rate Stabilization Rider

<b>RATE CODE:</b>	<b>700-760</b>
<b>EFFECTIVE:</b>	<b>1/1/2018</b>
<b>SUPERSEDES RATE EFFECTIVE:</b>	<b>3/1/2017</b>





<b>ELECTRIC RATE RIDER</b>		
<b>OUTDOOR EVENT LIGHTING</b>	<b>BOARD OF PUBLIC UTILITIES KANSAS CITY, KANSAS</b>	<b>PAGE 2 OF 2</b>

**MINIMUM BILL:**

The Monthly Customer Access Charge plus the Facilities Charge plus any Demand Charge.

**FACILITIES DEMAND:**

The Facilities Demand shall be equal to the highest metered demand occurring in the current month or the preceding eleven (11) months. In no event shall the Facilities Demand be less than the customer's contract demand.

**BILLING DEMAND:**

The billing demand shall be the larger of the contract demand (as mutually agreed upon) or the greatest average kilowatt demand measured in any 30 minute period during the month.

**APPLICABLE RIDERS:**

- E1 Energy Rate Component Rider
- E2 Payment-In-Lieu-Of-Tax
- E16 Electric Rate Stabilization Rider
- E17 Environmental Surcharge Rider

<b>OUTDOOR EVENT LIGHTING EFFECTIVE:</b>	<b>3/1/2017</b>
--	-----------------

<b>ELECTRIC RATE RIDER</b>		
<b>ENERGY RATE COMPONENT</b>	<b>BOARD OF PUBLIC UTILITIES</b>	<b>PAGE</b>
<b>RIDER E1</b>	<b>KANSAS CITY, KANSAS</b>	<b>1 OF 3</b>

**PURPOSE:**

The purpose of this rider is to provide for recovery of the Utility's power supply costs not recovered in the Base Monthly Charges, with a reconciliation adjustment that provides for the treatment of over/under recoveries for each quarter period.

**APPLICABILITY:**

Applicable to all electricity billed under any of the Board's electric rate schedules whether metered or unmetered.

**ENERGY RATE COMPONENT:**

The Utility shall recover its power supply costs by multiplying the Customer's electricity use for billing purposes under the Board's electric rate schedules in a billing period, by the Energy Rate Component (ERC) for the billing period, expressed in dollars per kilowatt hour, as calculated below by calendar quarter periods.

**1. Calculation: The formula for calculating the energy rate component (ERC) is:**

$$ERC = \frac{PPC + RA}{S}$$

Where:

**PPC** = Projected power supply costs by calendar quarter period as defined below, expressed in dollars.

**RA** = Reconciliation adjustment by calendar quarter period as defined below, expressed in dollars.

**S** = Projected sales of electricity by calendar quarter period as defined below, expressed in kilowatt-hours (kWh).

**2. Definitions:**

**PC** = Power supply costs, by calendar quarter period, which is

(a) The sum of:

- (i) all fossil fuel costs including all energy-related costs incurred by reason of using fossil fuel and expensed to the BPU account which is the equivalent to FERC Account 501,
- (ii) all delivered costs of re-agents necessary to use in conjunction with fuel consumed for plant generation. This includes lime and the associated freight, ammonia, and other chemicals,

<b>ELECTRIC RATE RIDER</b>		
<b>ENERGY RATE COMPONENT</b>	<b>BOARD OF PUBLIC UTILITIES</b>	<b>PAGE</b>
<b>RIDER E1</b>	<b>KANSAS CITY, KANSAS</b>	<b>2 OF 3</b>

- (iii) all purchased power energy costs expensed in the BPU account which is the equivalent to FERC Account 555 and BPU's charges or credits incurred due to participation in markets associated with the Regional Transmission Organizations (RTOs),
- (iv) that portion of purchased power demand costs expensed in the BPU account which is the equivalent to FERC Account 555 and BPU's charges or credits incurred due to participation in markets associated with the RTOs which does not constitute the Base Rate Purchase Capacity (BRPC), as defined below, allocable to such calendar quarter period,
- (v) all transmission costs payable to others for the transmission of the utility's electricity over transmission facilities owned by others, expensed in the BPU account which is the equivalent to FERC Account 565 and the RTO, FERC, NERC and other third party costs expensed in the BPU account which is the equivalent to FERC Accounts 560, 561.4, 561.8, 575.7 and Account 928,
- (vi) the cost of emission allowances and Renewable Energy Certificates (RECs) required to meet BPU's retail requirements and expensed in the BPU account which is the equivalent to FERC Account 509, and
- (vii) all demand response costs which give the Utility dispatchable control of customer load for peak shaving, not otherwise recovered in the rates,

(b) Less the sum of:

- (i) fossil fuel and purchased power costs recovered through all inter-system sales of energy, and
- (ii) the value of emission allowances and RECs net of any brokerage fees sold in the market and entered as a negative expense in the BPU account which is the equivalent to FERC Account 509, expressed in dollars.

**PPC** = Projected PC, by calendar quarter period, for the projection period.

**APC** = Actual PC, by calendar quarter period, for the calendar quarter period which ended 3 months previously.

**BRPC** = Base Rate Purchase Capacity is that annualized amount of demand and capacity charges included in the Base Monthly Charges, of which annualized amount, one fourth shall be allocable to each calendar quarter period for purposes of this Rider. The annualized amount is the annual sum of long-term purchase power demand or capacity charges under agreements that have a term greater than one year in length and that are known at the time of the most recent base rate case. The annualized amount of such charges as of the effective date set forth below is \$2.6 million.

**B** = Projected sales of electricity, by calendar quarter period, under all of the Board's retail rate schedules, whether metered or unmetered, for the projection period, expressed in kilowatt-hours (kWh).

<b>ELECTRIC RATE RIDER</b>		
<b>ENERGY RATE COMPONENT</b>	<b>BOARD OF PUBLIC UTILITIES</b>	<b>PAGE</b>
<b>RIDER E1</b>	<b>KANSAS CITY, KANSAS</b>	<b>3 OF 3</b>

**RA** = APC, plus the historical over/under collection from previous quarter periods, less the revenue collected from the ERC applied during the calendar quarter period which ended 3 months previously

The Calendar quarter periods shall be:

- First Quarter - January through March
- Second Quarter - April through June
- Third Quarter - July through September
- Fourth Quarter - October through December

Renewable Energy Certificate (REC), is a tradable, intangible energy commodity in the United States that represents proof that one (1) megawatt-hour (MWh) of electricity was generated from an eligible renewable energy resource (renewable energy).

The Utility shall review the ERC calculation and reconciliation adjustment and make projections for each calendar quarter period. Based on each calendar quarter period review and projections the Utility may make adjustments to the ERC to be applied during the ensuing quarter period. The Utility may also make adjustments to the ERC to be applied during the ensuing quarter period to accomplish other purposes including but not limited to minimizing ERC volatility.

<b>ENERGY RATE COMPONENT</b>	
<b>EFFECTIVE:</b>	<b>3/1/2017</b>
<b>SUPERSEDES RATE EFFECTIVE:</b>	<b>1/1/2012</b>

<b>ELECTRIC RATE RIDER</b>		
<b>ELECTRIC PAYMENT TO CITY IN-LIEU-OF TAX RIDER  RIDER E2</b>	<b>BOARD OF PUBLIC UTILITIES KANSAS CITY, KANSAS</b>	<b>PAGE 1 OF 1</b>

**APPLICATION:**

To all customers (wholesale and retail) from which the Board of Public Utilities (BPU) of the City of Kansas City, Kansas is required to collect or remit a percentage of revenue as a payment "in-lieu-of-tax" to the Unified Government of Wyandotte County/Kansas City, Kansas or to any other agency having authority to impose a gross receipts tax or fee on the sale of electricity.

**BILLING:**

Billings for payment of this "in-lieu-of-tax" or such other fees shall be included with the regular billings for electric service and shall be an amount sufficient to compensate the BPU for any amount it is required to collect or remit.

**AMOUNT:**

The amount of "in-lieu-of-tax" or such other fees as may be imposed or required to be paid shall be calculated as follows:

$$T = \text{the total amount of "in-lieu-of-tax"} = (B)(r)$$

where:

**B** = amount of bill as calculated in accordance with the effective rate excluding any gross receipts taxes.

**r**= the "in-lieu-of-tax" (or such other fee) rate applicable to the billing. As of January 1, 2017, the rate is 11.9 percent. The Unified Government of Wyandotte County/Kansas City, Kansas establishes the "in-lieu-of-tax" as outlined in its Charter Ordinance. The ordinance states the "in-lieu-of-tax" can be no less than 5 percent and no more than 15 percent of gross revenues.

**OTHER PROVISIONS:**

All terms and conditions in conflict herewith are hereby superseded, otherwise all terms and conditions of the currently applicable rate schedules shall remain in full force and effect.

<b>ELECTRIC PAYMENT TO CITY IN-LIEU-OF TAX</b>	
<b>EFFECTIVE:</b>	<b>1/1/2013</b>
<b>SUPERSEDES RATE EFFECTIVE:</b>	<b>1/1/2002</b>

<b>ELECTRIC RATE RIDER</b>		
<b>REACTIVE ADJUSTMENT RIDER  RIDER E7</b>	<b>BOARD OF PUBLIC UTILITIES KANSAS CITY, KANSAS</b>	<b>PAGE 1 OF 1</b>

**PURPOSE:**

The rates and charges in the Small General Service, Medium General Service, Large General Service and Large Power Rate Schedules are based on the customer maintaining a power factor, lagging or leading, within 90%. Customers with low power factor can improve their power factor to within 90% by the installation of corrective equipment or altering the operation of customers' equipment. Customers with a low power factor cause the Utility to increase its generation, transmission, distribution and transformer capacity, and to incur additional system losses, in order to handle customers with a low power factor. The purpose of this Rider is to apply a power factor penalty to low power factor customers that don't improve their power factor thereby passing through the additional costs to be incurred by the Utility to the customer.

**APPLICATION:**

Applicable to all Small General Service, Medium General Service, Large General Service or Large Power Service (Rate Codes 200-451) customers where Utility metering measures customer's reactive power or power factor.

**POWER FACTOR PENALTY:**

A power factor penalty will be applied to customers that do not maintain a power factor, leading or lagging, within 90%. The power factor penalty will be calculated by multiplying the customer's monthly billing for Facilities, Demand and Energy Charges by the power factor penalty percentage. The power factor penalty percentage, for customers that do not maintain their power factor within 90%, will be the difference between the customer's monthly power factor and 90%.

**CUSTOMER POWER FACTOR IMPROVEMENT:**

Customers should install, at their expense, such corrective equipment and operate their facilities so as to maintain a power factor, leading or lagging, within 90%. A power factor penalty, as set forth above, will be applied to the monthly billings of customers that do not maintain a power factor within 90%. Power factor less than 80%, lagging or leading, will not be permitted and the customer will be required to install at their own expense such corrective equipment as may be necessary to improve their power factor.

<b>REACTIVE ADJUSTMENT</b>	
<b>EFFECTIVE:</b>	<b>11/1/2003</b>
<b>SUPERSEDES RATE EFFECTIVE:</b>	<b>1/1/2002</b>

<b>ELECTRIC RATE RIDER</b>		
<b>ELECTRIC RATE STABILIZATION RIDER  RIDER E16</b>	<b>BOARD OF PUBLIC UTILITIES KANSAS CITY, KANSAS</b>	<b>PAGE 1 OF 2</b>

**APPLICATION:**

To all full-requirement customers, retail and wholesale, an increase to collect revenues in an amount sufficient to pay or recover expenditures for the payment of qualified expenditures that are material, as described below.

This rider shall only be applied in appropriate circumstances, including but not limited to, situations where the Utility has a need for revenues recovered under the rider that cannot be timely recovered through other means, situations where the Utility is suffering an operating cash shortage, situations where failure to apply the rider would result in economic loss or other financial harm to the Utility, emergency situations and other situations where the application of this rider to recover a qualified expenditure is in the best interests of the Utility as determined by the Board.

**QUALIFIED EXPENDITURES:**

For purposes of this rider, qualified expenditures are unanticipated or unusual electric operations expense items, unanticipated or unusual operation and maintenance expenses and contingencies of the Utility System, including the costs of scheduled, emergency or other interchange service, costs of unanticipated or unusual renewals and replacements to the Utility System, costs of emergency repairs to the Utility System and any cost with respect to the prevention or correction of any unanticipated or unusual loss or damage in connections with the Utility System or to prevent loss of revenues, including but not limited to the recovery of expenditures for such items from the Rate Stabilization Fund or the Improvement and Emergency Fund. A qualified expenditure will be considered material if the combined amounts for all events within a 12-month period equal or exceed \$1,000,000. A qualified expenditure does not include any expenditure which the Utility has otherwise paid or recovered through the application of a rate schedule or rider or through other means such as reimbursement through insurance or disaster assistance.

**IMPLEMENTATION OF RIDER; BILLING:**

The Utility shall cause notice of a proposed application of this Rider to be published no less than 21 days prior to the date on which the recommendation will be presented to the Board for approval, and shall further cause notice to be provided to any Utility customer which has intervened in a rate proceeding within the past three years. Such notice shall include a description of the qualified expenditures and the proposed amortization period for collection of revenues to pay or recover the qualified expenditures. Any affected Utility customer may provide comments to the Utility and/or the Board relating to the proposed application of the rider, amortization period and surcharge methodology.

The Charges under each rate schedule shall be increased in any fiscal year(s) by the percentage(s) or amount(s) determined upon recommendation by the General Manager and approval by the Board as necessary to pay or recover qualified expenditures in an amount approved by the Board as described herein such fiscal year(s), such increase to take effect commencing upon approval, or at a date set, by the Board, over the reasonable amortization period established by the Board.



<b>ELECTRIC RATE RIDER</b>		
<b>ELECTRIC RATE STABILIZATION RIDER  RIDER E16</b>	<b>BOARD OF PUBLIC UTILITIES KANSAS CITY, KANSAS</b>	<b>PAGE 2 OF 2</b>

The Charges under each rate schedule assessed under this rider shall be an equal percentage adjustment to non-Energy Rate Component charges to recover the qualified expenditures over the amortization period, unless the Board shall approve a different surcharge methodology.

**AMOUNT:**

The amount of revenues to be collected shall be sufficient to provide for payment or recovery of qualified expenditures over the amortization period established by the Board.

<b>ELECTRIC RATE STABILIZATION</b>	
<b>EFFECTIVE:</b>	<b>1/1/2007</b>
<b>SUPERSEDES RATE EFFECTIVE:</b>	<b>7/1/2002</b>

<b>ELECTRIC RATE RIDER</b>		
<b>ENVIRONMENTAL SURCHARGE RIDER  RIDER E17</b>	<b>BOARD OF PUBLIC UTILITIES KANSAS CITY, KANSAS</b>	<b>PAGE 1 OF 3</b>

**PURPOSE:**

The purpose of this Rider is to provide for the annual recovery of the Utility's capital investment in projects that are required to meet Federal, State or Local environmental regulations. All such costs shall be accounted for separately and shall be the basis for the rider discussed below.

**APPLICABILITY:**

Applicable to all retail electric customers billed under any of the Board's electric rate schedules whether metered or unmetered.

**BILLING:**

Billing for this surcharge shall be included with the regular billings for electric service as a separate line item on the bill in an amount sufficient to compensate the BPU for any dollar amount expended on required environmental capital projects, plus applicable debt service coverage, for retail customers.

**AMOUNT:**

The amount of Environmental Surcharge Rider (ESC) to be paid by retail customers shall be calculated pursuant to the following formula:

Total Cost = ECC +/- RA for the current year where

**ECC** = Environmental Capital Costs for the projected 12 month period starting January 1 and ending December 31, expressed in dollars, as recorded in the accounts of the BPU and not recovered through the application of a rate schedule or rider or through other means such as reimbursement through government assistance. Environmental capital costs shall be the sum of: (i) debt service payments (principal plus interest), plus debt service coverage in the amount of 0.3 times the debt service payments in the projected 12 month period on material environmental capital projects which have been or are projected to be debt financed in the projected 12 month period, plus (ii) that portion of cash expenditures associated with material environmental capital projects which has been or is projected to be debt financed which are to be recovered in the projected 12 month period as described herein, to the extent that such cash expenditures associated with such projects will not be debt financed, less (iii) debt service payments plus debt service coverage in the amount of 0.3 times the debt service payment or cash expenditures on such material environmental capital projects that are projected to be recovered from Participation or other non-retail customers in the projected 12 month period.

Cash expenditures associated with material environmental capital projects included in an application of this rider may include projected cash expenditures for the projected 12 month period, subject to reconciliation of projected to actual expenditures at the end of the 12 month period, and may also include cash expenditures incurred in connection with such material environmental capital projects which have not been recovered under this rider or otherwise. Recovery of cash expenditures may be amortized over more than one year. No more than 25% of the total cost of a material environmental

<b>ELECTRIC RATE RIDER</b>		
<b>ENVIRONMENTAL SURCHARGE RIDER</b>	<b>BOARD OF PUBLIC UTILITIES KANSAS CITY, KANSAS</b>	<b>PAGE 2 OF 3</b>
<b>RIDER E17</b>		

capital project or projects will be recovered under this Rider to pay cash expenditures associated with such project. An environmental capital project or projects will be considered material if (a) the cost of such project equals or exceeds \$10,000,000, (b) the utility is required to make similar capital investments for environmental projects to more than one plant or generating unit to satisfy an environmental regulation and the aggregate cost of such environmental capital investments to such plants or generating units equals or exceeds \$10,000,000, or (c) the utility is required to make capital investments for related environmental projects to one or more plant or generating units, to satisfy related environmental regulations, and the aggregate costs of such environmental capital investments equals or exceed \$10,000,000.

**RA** = Reconciliation Adjustment expressed in dollars. The actual ECC for the most recent prior 12 month period starting January 1 and ending December 31, less the actual ESC revenue billed for the same period, plus or minus the historical over/under collection from previous years.

The charge applicable to each rate schedule shall be calculated by multiplying the Total Cost times the rate schedule production capacity allocation formula percentage as determined in the most recent rate setting procedure and set forth in the following table:

**Table of Production Capacity  
Allocation Formula Percentages**

<b>Rate Schedule</b>	<b>Allocation Percentage</b>
Rate Code 100-109	28.94%
Rate Code 200-223	10.36%
Rate Code 250-263	23.56%
Rate Code 300-323	8.49%
Rate Code 400-451	25.97%
Rate Code 500-599	2.68%

The charge applicable to each rate schedule shall equal the Total Cost times the production capacity allocation formula percentage divided by the twelve months billing units ending three months prior to the effective date of the new adjustment which shall be expressed in kWh for Rate Codes 100, 101, 200-223 and 500-599. For all other Rate Codes the billing units shall be expressed in kW of billing demand. Rate Codes 700-799, Private Area Lights are included and recovered in Rate Codes 100-101 and 200-223 equally.

<b>ELECTRIC RATE RIDER</b>		
<b>ENVIRONMENTAL SURCHARGE RIDER</b>	<b>BOARD OF PUBLIC UTILITIES KANSAS CITY, KANSAS</b>	<b>PAGE 3 OF 3</b>
<b>RIDER E17</b>		

**BASIS OF ADJUSTMENT:**


The calculation of the actual ESC shall be determined in the fourth quarter of each calendar year and applied to customer bills beginning January 1 of the following calendar year. The Utility shall give notice to the Board of the ESC amount for the following 12-month period, and shall provide annual reports to the Board of its collections including a calculation of the total revenue collected and expenditures made under this Rider.

**IMPLEMENTATION OF RIDER**

For any application of the Rider, the Utility shall cause notice of a proposed application of this Rider to a material environmental capital project(s) to be published no less than 120 days prior to the date on which the recommendation will be presented to the Board for approval, and shall further cause notice to be provided to any Utility customer which has intervened in a rate proceeding within the past three years.

Such notice shall include a description of the material environmental capital project(s), the estimated cost of the material environmental capital project(s) and anticipated amount thereof to be debt financed, and the anticipated amortization period for collection of revenues to pay or recover the cost of the material environmental capital project(s). Any affected Utility customer may provide comments to the Utility and/or the Board relating to the proposed application of the Rider. The Rider shall be applied to a material environmental capital project(s) upon approval by the Board. No additional notice or approval shall be required following the initial Board determination that the Rider shall be applied to recover the costs of a material environmental capital project(s).

<b>ENVIRONMENTAL SURCHARGE</b>	
<b>EFFECTIVE:</b>	<b>3/1/2017</b>
<b>SUPERSEDES RATE EFFECTIVE:</b>	<b>1/1/2013</b>



<b>WATER RATE SCHEDULE</b>		
<b>MONTHLY WATER RATES FOR INSIDE &amp; OUTSIDE CITY CUSTOMERS</b>		<b>BOARD OF PUBLIC UTILITIES KANSAS CITY, KANSAS</b>
<b>RATE CODE 010 &amp; 020</b>		<b>PAGE 1 OF 1</b>

Water sold to retail customers inside and outside city limits:

<b>CCF Units Per Month</b>	<b>CCF Units Per Block</b>	<b>Rate per CCF</b>
0 to 7	7	\$ 3.89
Next 153	153	\$ 3.28
Next 1,840	1,840	\$ 3.28
Next 6,000	6,000	\$ 3.03
Over 8,000 CCF		\$ 3.03

<b>MONTHLY CUSTOMER ACCESS CHARGE</b>	
<b>Meter Size</b>	<b>EFFECTIVE 01/01/2013</b>
5/8 Inch	\$ 19.35
3/4 Inch	\$ 23.55
1 Inch	\$ 29.35
1.5 Inch	\$ 46.00
2 Inch	\$ 62.60
3 Inch	\$ 136.00
4 Inch	\$ 219.00
6 Inch	\$ 427.00
8 Inch	\$ 635.00
10 Inch	\$ 843.00
12 Inch & Greater	\$ 967.00

<b>MONTHLY MINIMUM BILL (Inside &amp; Outside City)</b>		
<b>Effective 01/01/2013</b>		
<b>Meter Size</b>	<b>Inside &amp; Outside City</b>	
	<b>Dollars</b>	<b>Min. Ccf</b>
5/8 Inch	\$ 19.74	0.10
3/4 Inch	\$ 41.83	4.70
1 Inch	\$ 58.22	7.50
1.5 Inch	\$ 101.77	15.70
2 Inch	\$ 150.51	25.50
3 Inch	\$ 289.51	45.50
4 Inch	\$ 465.99	74.00
6 Inch	\$ 916.71	148.00
8 Inch	\$1,451.07	247.50
10 Inch	\$2,067.43	372.00
12 Inch & Greater	\$2,488.27	462.50

**APPLICABLE RIDERS:**  
W2 Payment-in-Lieu-of-Tax

<b>WATER-INSIDE/OUTSIDE CITY</b>	
<b>EFFECTIVE:</b>	<b>01/01/2013</b>
<b>SUPERSEDES RATE SCHEDULE EFFECTIVE:</b>	<b>01/01/2012</b>

<b>WATER RATE SCHEDULE</b>		
<b>MONTHLY WATER RATES</b>	<b>BOARD OF PUBLIC UTILITIES KANSAS CITY, KANSAS</b>	<b>PAGE 1 OF 1</b>
<b>PRIVATE FIRE PROTECTION RATE</b>		

<b>Private Fire Protection Rates Montly Charge</b>	
<b>Rate Code 40</b>	
<b>Meter Size</b>	<b>Effective 01/01/2013</b>
2 Inch	\$ 7.97
4 Inch	\$ 20.44
6 Inch	\$ 49.86
8 Inch	\$ 100.21
10 Inch	\$ 175.95
12 Inch	\$ 281.10

All water used through private fire connections for purposes other than fire protection shall be subject to the applicable Inside City or Outside City volume charge rates.

**APPLICABLE RIDERS:**  
W2 Payment-in-Lieu-of-Tax

<b>PRIVATE FIRE PROTECTION</b>	
<b>EFFECTIVE:</b>	<b>01/01/2013</b>
<b>SUPERSEDES RATE EFFECTIVE:</b>	<b>01/01/2012</b>

<b>WATER RATE SCHEDULE</b>		
<b>MONTHLY WATER RATES</b>	<b>BOARD OF PUBLIC UTILITIES</b>	<b>PAGE</b>
<b>WHOLESALE WATER</b>	<b>KANSAS CITY, KANSAS</b>	<b>1 OF 1</b>

<b>WHOLESALE</b>	
<b>Rate Code 31, 32, 33, 34</b>	
	<b>Effective</b>
	<b>01/01/2013</b>
All Usage per CCF	\$ 1.77
Montly Charge	\$ 160.00

**APPLICABLE RIDERS:**  
W2 Payment-in-Lieu-of-Tax

<b>WHOLESALE WATER</b>	
<b>EFFECTIVE:</b>	<b>01/01/2013</b>
<b>SUPERSEDES WHOLESALE RATE EFFECTIVE:</b>	<b>01/01/2012</b>



<b>WATER RATE RIDER</b>		
<b>WATER PAYMENT TO CITY IN-LIEU-OF TAX RIDER  RIDER W2</b>	<b>BOARD OF PUBLIC UTILITIES KANSAS CITY, KANSAS</b>	<b>PAGE 1 OF 1</b>

**APPLICATION:**

To all customers (wholesale and retail) from which the Board of Public Utilities (BPU) of the City of Kansas City, Kansas is required to collect or remit a percentage of revenue as a payment "in-lieu-of-tax" to the Unified Government of Wyandotte County/Kansas City, Kansas or to any other agency having authority to impose a gross receipts tax or fee on the sale of water.

**BILLING:**

Billings for payment of this "in-lieu-of-tax" or such other fees shall be included with the regular billings for water service and shall be in amount sufficient to compensate the BPU for any amount it is required to collect or remit.

**AMOUNT:**

The amount of "in-lieu-of-tax" or such other fees as may be imposed or required to be paid shall be calculated as follows:

**T** = the total amount of "in-lieu-of-tax" = (B)(r)  
where:


**B** = amount of bill as calculated in accordance with the effective rate excluding any gross receipts taxes.

**r**= the "in-lieu-of-tax" (or such other fee) rate applicable to the billing. As of January 1, 2017, the rate is 11.9 percent. The Unified Government of Wyandotte County/Kansas City, Kansas establishes the "in-lieu-of-tax" as outlined in its Charter Ordinance. The ordinance states the "in-lieu-of-tax" can be no less than 5 percent and no more than 15 percent of gross revenues.

**OTHER PROVISIONS:**

All terms and conditions in conflict herewith are hereby superseded, otherwise all terms and conditions of the currently applicable rate schedules shall remain in full force and effect.

<b>W2</b>	
<b>EFFECTIVE:</b>	<b>01/01/2013</b>
<b>SUPERSEDES RIDER W2 EFFECTIVE:</b>	<b>05/01/2006</b>



**UNIFIED GOVERNMENT OF WYANDOTTE COUNTY / KANSAS CITY, KS RATES:**

<b>DESCRIPTION</b>	<b>ORDINANCE NO.</b>	<b>DOLLAR (\$) AMT</b>
SOLID WASTE FEE (TRASH)	O-130-22	\$17.00
STORM WATER RESIDENTIAL (SWM)	O-122-21	\$6.30 / mo
STORM WATER NON-RESIDENTIAL (SWM)	O-122-21	\$14.70 / mo
PAYMENT-IN-LIEU-OF-TAXES (PILOT)	R-50-22	11.90%

**REGULATION ESTABLISHING RATES  
FOR SEWER SERVICE CHARGES**

Adopted Pursuant to Section 30-96 of the Code of the  
Unified Government of Wyandotte County/Kansas City, Kansas

Effective January 1, 2023

**Water Pollution Abatement Rate Structure**

The rate structure is as follows:

<i>Water Pollution Abatement Rate Structure with 5% increase on January 1, 2023.</i>	<b>2022</b>	<b>01/01/2023 5% Increase</b>
Monthly Base Charge	<b>\$22.39</b>	<b>\$23.51</b>
Unit Charges (per 100 cubic feet)		
Class IA	<b>\$5.06</b>	<b>\$5.31</b>
Class IB	<b>\$5.06</b>	<b>\$5.31</b>
Class II (Restaurant (Food Establishment))	<b>\$6.81</b>	<b>\$7.14</b>
Surcharges for Excess Loadings (Per Pound)		
TSS above 250mg/I	<b>\$0.3960</b>	<b>\$0.4158</b>
COD above 375 mg/I	<b>\$0.2970</b>	<b>\$0.3119</b>
O&G above 30mg/I	<b>\$0.1395</b>	<b>\$0.1465</b>
LPS Class 080A Monthly Add'l Charge	<b>\$0.00</b>	<b>\$0.00</b>

